



EL DORADO COUNTY REGIONAL FIRE PROTECTION STANDARD

No Parking – Fire Lane

STANDARD #B-004

EFFECTIVE 01-01-2016

1. PURPOSE

- 1.1. During an emergency event, it is essential that emergency vehicles are provided with unobstructed access to the building or facility. Any obstructions can delay or even prevent adequate emergency operations from proceeding. The delay could cost loss of life and property.
- 1.2. Fire apparatus and other emergency vehicles may be required to pass one another when a fire engine is parked and hooked up to a hydrant. This may be to respond to the scene or exit the incident to respond to another emergency.
- 1.3. Adequate working space is required around the fire engines.
- 1.4. Our aerial ladder truck with the outriggers extended requires 22' wide unobstructed roads.

2. SCOPE

- 2.1. This standard identifies how marking of no parking fire lanes will be managed by the fire department.

3. AUTHORITY

- 3.1. 2013 California Fire Code (C.F.C) as adopted and locally amended

4. DEFINITIONS

4.1. **C.F.C. Section 503.4 Obstruction of fire apparatus access roads.**

- 4.1.1. Fire apparatus access roads shall not be obstructed in any manner, including the parking of vehicles. The minimum widths and clearances, as applicable to each project's location, established in C.F.C Section 503.2.1 and CA Title 14 SRA Fire Safe Regulations shall be maintained.

4.2. **C.F.C. Section 503.2.2 Authority**

- 4.2.1. The fire code official shall have the authority to require an increase in the minimum access widths where they are inadequate for fire and rescue operations.

4.3. C.F.C. Section 503.3 Marking.

4.3.1. Where required by the fire code official, approved signs or other approved notices or markings that include the words NO PARKING-FIRE LANE shall be provided for fire apparatus access roads to identify such roads or prohibit the obstruction thereof. The means by which fire lanes are designated shall be maintained in a clean and legible condition at all times and shall be replaced or repaired when necessary to provide adequate visibility.

4.4. C.F.C Section D103.1 Access road width with a hydrant.

4.4.1. Where a fire hydrant is located on a fire apparatus access road, the minimum road width shall be 26 feet, exclusive of shoulders. (See C.F.C. Figure D103.1)

4.5. C.F.C. Section D103.6 Signs.

4.5.1. Where required by the fire code official, fire apparatus access roads shall be marked with permanent NO PARKING - FIRE LANE signs complying with C.F.C. Figure D103.6. Signs shall have a minimum dimension of 12 inches wide by 18 inches high and have red letters on a white reflective background. Signs shall be posted on one or both sides of the fire apparatus road as required by C.F.C. Section D103.6.1 or D103.6.2.

5. RESPONSIBILITY FOR MARKING AND MAINTAINING FIRE LANES ON PRIVATE PROPERTY

5.1. Initial Marking and Maintenance – New Subdivision

5.1.1. Responsibility for initial marking of the Red Curb Fire Lanes on new subdivisions lies with the developer.

5.1.2. During the fire department review of the subdivision improvement plans, a Red Curb Fire Lane exhibit shall be prepared and approved indicating the location of the fire lanes and the marking required (Red Curb Fire Lanes or Signs).

5.1.3. Maintenance of the Red Curb Fire Lane markings lies with the subdivision HOA. If no HOA exists, a Landscape, Lighting and Irrigation District, or similar funding mechanism, shall be established to provide funding to maintain the markings.

5.2. Initial Marking and Maintenance – Private Property

5.2.1. When a project is developed on private property, the property owner is responsible for the initial marking and maintenance of the Red Curb Fire Lanes.

6. **Widths of Roads and Where parking is allowed**

6.1. Parking Rules Based on Road Widths (Current Local Ordinance):

6.1.1. Roads from 20 to 29 feet in width.

- 6.1.1.1. Fire apparatus access roads, 20 to 29 feet wide, shall be posted on both sides as a fire lane, with no parking allowed on either side of the roadway.

6.1.2. Roads from 30 to 35 feet in width.

- 6.1.2.1. Fire apparatus access roads, 30 to 35 feet wide, shall be posted on one side as No Parking, Fire Lane, with parking allowed only on the opposite side of the roadway.

6.1.3. Roads 36 feet and greater in width.

- 6.1.3.1. Fire apparatus access roads, 36 feet and greater in width, may allow parking on both sides of the roadway.

7. **PARKING IN FRONT OF A FIRE HYDRANT**

- 7.1. It is illegal to park in front of or within 15 feet to each side of a fire hydrant. Total of a 30-foot clearance shall be maintained. (CA Vehicle Code Section 22514).

8. **POSTING/MARKING OF FIRE LANES**

- 8.1. Posting/marking of Red Curb Fire Lanes will be verified during the review of a new subdivision improvement plans.

- 8.2. Red Curb Fire Lanes will be located on the SAME side as fire hydrants whenever possible. In all instances, Red Curbs Fire Lanes shall be located in front of each hydrant for a distance of no less than 30 feet (15 feet to each side of the hydrant).

- 8.3. Posting/marking of Red Curb Fire Lanes shall be accomplished by any of the following alternatives (consult with the Fire Department for the best option):

8.3.1. **Option 1**

- 8.3.1.1. Red Curb Fire Lanes for the entire length of curb

- 8.3.1.1.1. The entire curb shall be painted red with the 4" white letters which state "NO PARKING – FIRE LANE" marked every 25'.



EL DORADO HILLS FIRE DEPARTMENT

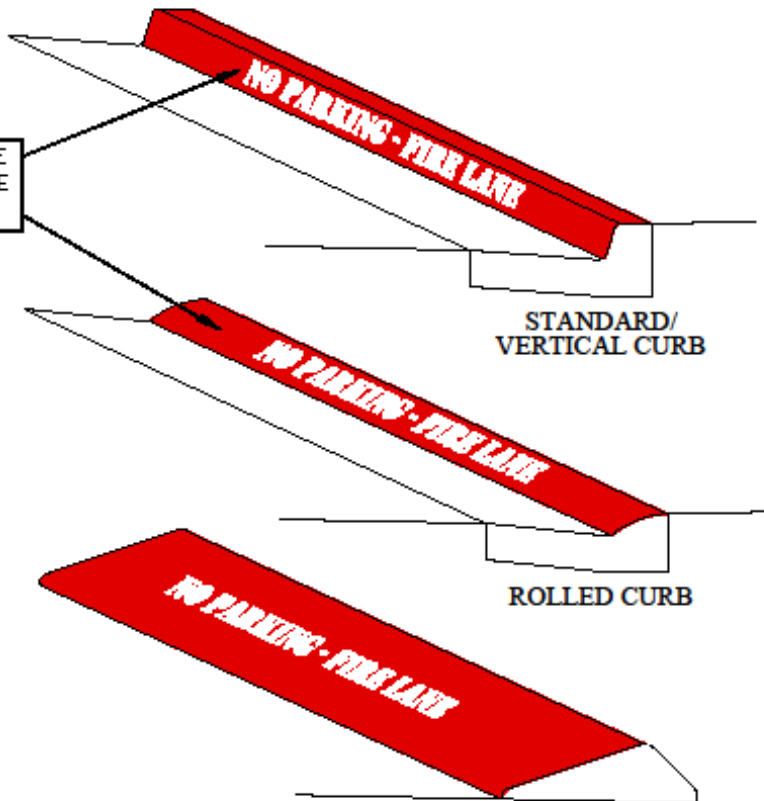


POLYSTYRENE
PAINTING STENCIL

FIRE LANE MARKING DETAIL

NO SCALE

FULL HEIGHT OF FACE OF CURB. FIRE LANE MARKING LEGEND AT 25° OC, SEE DETAIL ABOVE.



CONTINUOUS RED CURB

NO CURB/
FLARED CURB

Std. #B-004

PER STD. #B-004, 8.3.1.1.1 - Rev. 3-03-2016

1050 Wilson Blvd El Dorado Hills, CA 95762 Tel (916) 933-6623 Fax (916) 933-5983 www.edfire.com

Page 4 of 7

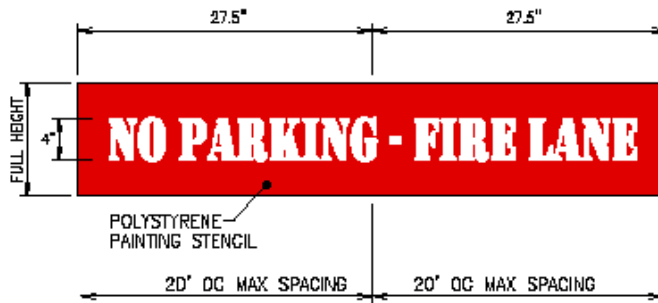
8.3.2. **Option 2**

8.3.2.1. Red Curbs “bubble” painted at 20’ O.C. intervals

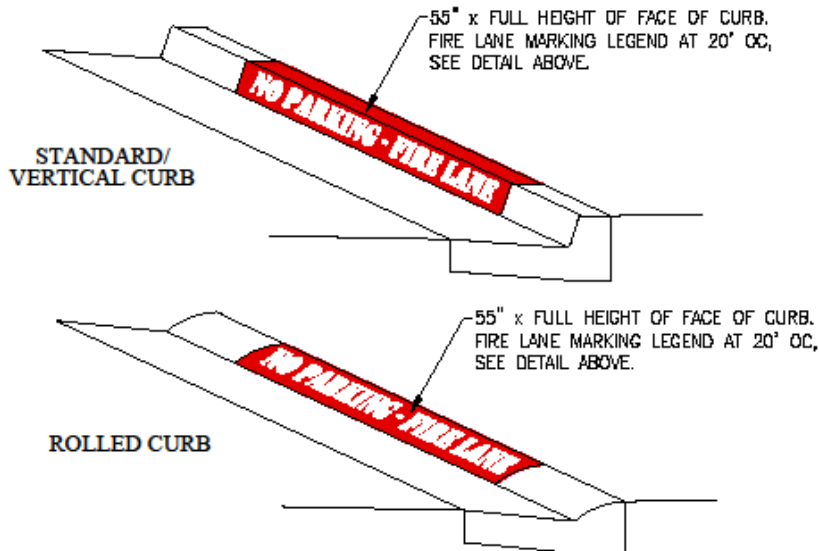
8.3.2.1.1. Every 20 feet there shall be a 55” wide by Full Face of Curb red “Section” with 4” white letters “NO PARKING – FIRE LANE”



EL DORADO HILLS FIRE DEPARTMENT



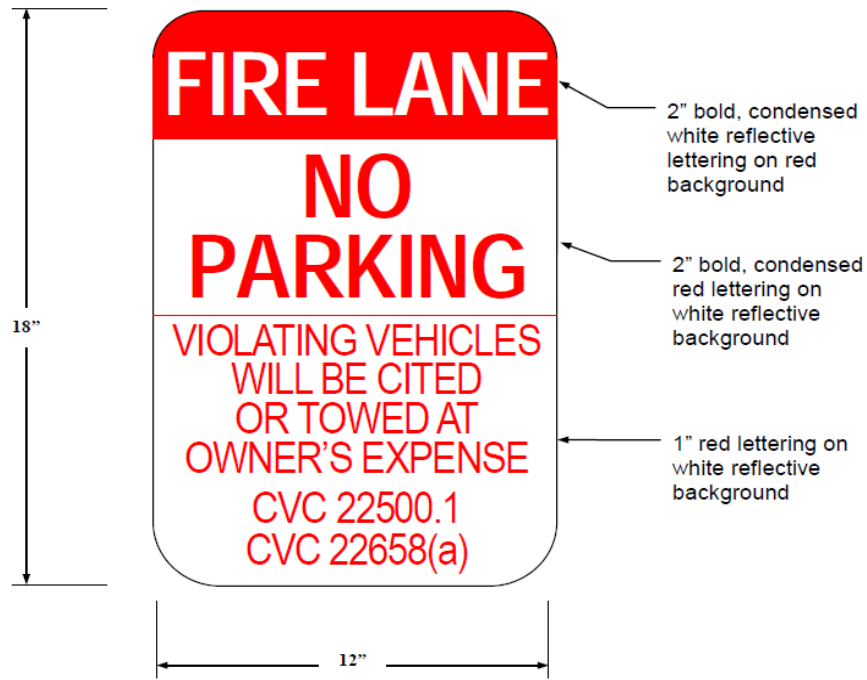
FIRE LANE MARKING DETAIL
NO SCALE



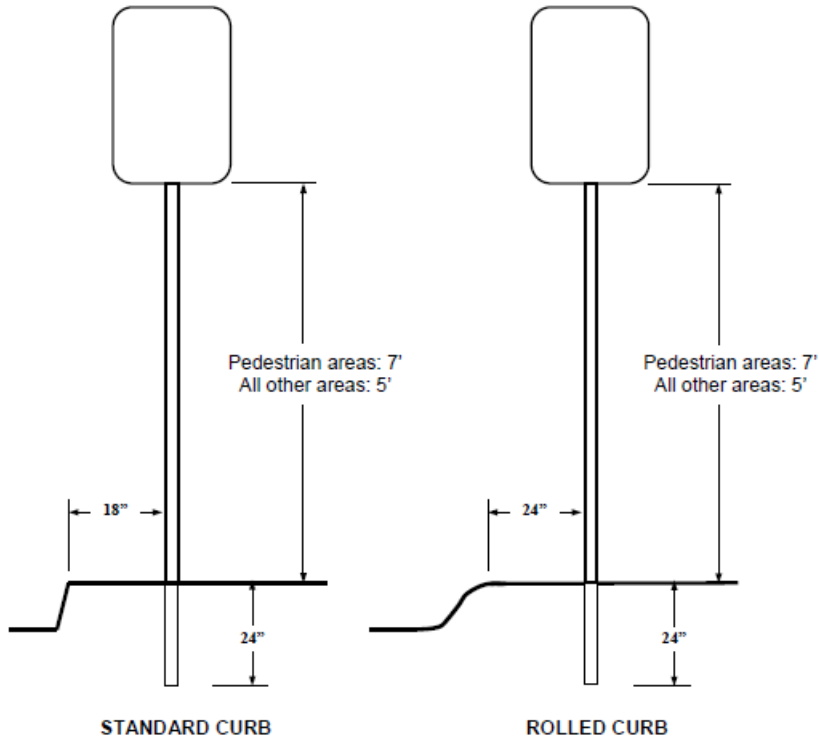
Markings will be spaced every 20'
4" w/ 1/2" STROKE
On Red Background
PER STD. #B-004, 8.3.2 ALTERNATE 2
REV. 03-03-2016

1050 Wilson Blvd El Dorado Hills, CA 95762 Tel (916) 933-6623 Fax (916) 933-5983 www.edfire.com

8.3.2.2. This sign must be present at each entrance to the subdivision



**Mounting Specifications for
Fire Lane Entrance and No Parking Signs**



8.3.3. **Option 3**

8.3.3.1. No Parking Signs

8.3.3.1.1. Size: Minimum 12” wide x 18” high

8.3.3.1.2. Design: Letters shall be red on white.

8.3.3.1.3. The message shall be centered on a 12” by 18” sign blank and shall be oriented with the long axis vertical.

8.3.3.1.4. The signs shall state on **BOTH** sides:



8.3.3.1.5. The sign face shall have a red rounded border ½” wide centered ¾” from the sign edge.

8.3.3.1.6. Height Above Grade: 7 feet to bottom of sign

8.3.3.1.7. Post: The post shall be a galvanized steel square post, pre-punched, measuring 2” square by 10’0” long. There shall be a 2 1/8” square by 30” long galvanized steel square, pre-punched with 3/8” holes on 1” centers, anchor inserted into a 2 ¼” by 18” long square, pre-punched, galvanized steel sleeve forming a two-piece anchor. The sleeve and the breakaway anchor shall be driven into the ground so that only 1” to 2” of the top is sticking out of the ground. The sleeve and breakaway anchor are then driven into the ground with a sledgehammer. The post is then inserted into the anchor and sleeve and an angel bolt secured it in place.

8.3.3.1.8. Signs shall be spaced as approved by the fire code official and at a minimum 50’ apart to a maximum of 100’ apart.